



Cornell Hemp

<http://hemp.cals.cornell.edu>

Insects found on Hemp in the 2020 Season

Marion Zuefle, NYS IPM Program, mez4@cornell.edu

There are few insect pests on hemp to date


Very few insects to date cause economic damage to hemp. For this reason, it is so important to scout fields regularly to notice any potential problems, potential pests, beneficial insects, or incidental insects - those that happen to be present but are not causing damage.

Fungus Gnat (*Bradysia* spp.)

Fungus gnats are tiny flies whose larvae feed on decaying matter and roots. Adults and larvae can transmit diseases such as pythium and fusarium. Fungus gnats prefer wet soil and appear when the topsoil stays wet for too long.

Management:

- monitor adults with yellow sticky cards
- allow the top inch of soil to dry before watering
- pathogenic nematodes, predatory mites, predatory rove beetle



Seedlings dying due to fungus gnats and fusarium.

Common Stalk Borer (*Papaipema nebris*)

Larvae are brown with white lines and a "saddle" partway down body. Females lay eggs in weeds or grassy areas. Larvae hatch in spring and bore into nearest plant, therefore damage is often near edges.

Management:

- control weeds and grasses
- plant early so plants are larger when larvae move into field




Cannabis Aphid (*Phorodon cannabis*)

Small, pear-shaped, sap-sucking insects. They range in color from cream to pale pink and light brown. There are both winged and wingless forms. Feeding by aphids causes leaves to wilt and yellow. Honey dew secreted by aphids can cause sooty mold.

Management

- beneficials such lady bugs, minute pirate bugs, lace wing larvae, and parasitoid wasps will often control aphid populations




Red headed flea beetle (*Systema frontalis*)

Shiny black with a reddish head, 3-6 mm in length. Damage to hemp includes small holes between the leaf veins. Seedlings are at greatest risk. Eggs are laid in the soil and larvae will feed on roots.

Management

- plowing may reduce overwintering population
- protect seedlings (row cover)
- control larvae in soil with nematodes



Yellow Woolly Bear (*Spilosoma virginica*)

Caterpillars are covered with dense yellow, light brown, or white hairs. Female moths lay clusters of 50+ eggs on a host plant. Caterpillars initially feed as a group but then disperse resulting in minimal crop injury. Multiple generations can occur in a season. They overwinter in the soil as a pupa with adults emerging in the spring.

Management

- hand removal – in high tunnel
- management likely not necessary in the field because caterpillars disperse and cause minor damage to any one plant

